



# CW CIEL

## CW INDUSTRIAL SINGLE SEAL CAST INTEGRAL EARTH LUG CABLE GLAND

### FOR ALL TYPES OF STEEL & ALUMINIUM WIRE ARMoured CABLES

- External earth connection
- Third party short circuit tested
- Metal-to-metal armour clamping
- Direct & remote installation
- Controlled outer 'load retention' seal
- Unique OSTG prevents overtightening
- Permanently crimped, low impedance earth termination
- Secure against self-loosening
- -60°C to +130°C
- Deluge protection option
- Superior EMC performance



CW CIEL  
CIEL - CAST INTEGRAL EARTH LUG EQUIPPED CABLE GLANDS

#### TECHNICAL CLASSIFICATION

DESIGN SPECIFICATION	BS 6121 :Part 1:1989, EN 62444, IEC 62444
MECHANICAL CLASSIFICATION*	Impact = Level 8, Cable Anchorage = Class D
ENCLOSURE PROTECTION	IK10 to IEC 62262 (20 joules) Brass & Stainless Steel only
ELECTRICAL CLASSIFICATIONS*	Category C
INGRESS PROTECTION RATING**	IP66

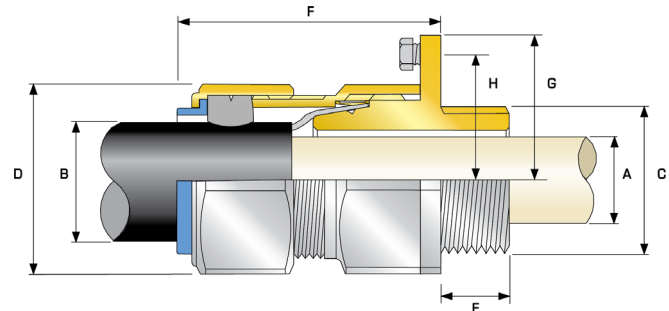
CABLE GLAND MATERIAL	Brass, Electroless Nickel Plated Brass, Stainless Steel, Aluminium
CABLE TYPE	Single Wire Armour (SWA), Aluminium Wire Armour (AWA)
SEAL MATERIAL	CMP Thermoset Rubber
SEALING TECHNIQUE	Unique CMP 'LRS' Outer Seal (Load Retention Seal)
SEALING AREA(S)	Cable Outer Sheath
ARMOUR CLAMPING	Detachable Armour Cone & AnyWay Universal Clamping Ring

\* Mechanical & Electrical Classifications applied as per IEC 62444 & EN 62444. \*\* When CMP installation accessories are used. Refer to [www.cmp-products.com](http://www.cmp-products.com) for further information.

The Symmetrical Fault Current (kA) rating for 1 second applicable to the Cast Integral Earth Lug featured in the CW CIEL products are as follows:  
26.0 kA for Cable Gland sizes up to 40  
43.0 kA for Cable Gland sizes 50S and above.

#### GLOBAL PRODUCT CERTIFICATION

GOST R CERTIFICATE	04ИДЮ101.GB.C02492
--------------------	--------------------



COMBINED ORDERING REFERENCE (*BRASS METRIC)			ENTRY THREAD 'C'	THREAD LENGTH 'E'	CABLE BEDDING DIAMETER 'A'	OVERALL CABLE DIAMETER 'B'		ARMOUR RANGE		ACROSS FLATS 'D'	ACROSS CORNERS 'D'	PROTRUSION LENGTH 'F'	NOMINAL RADIUS DIMENSION		CIEL EARTH BOLT SIZE	EARTH FAULT CURRENT RATING (kA)	CABLE GLAND WEIGHT (kg)
SIZE	TYPE	ORDERING SUFFIX				MIN	MAX	MIN	MAX				"H"	"G"			
20S	CWC	1RA	M20	10.0	11.7	9.5	15.9	0.8	1.25	24.0	26.4	48.0	28.6	38.6	M8	26.0	0.195
20	CWC	1RA	M20	10.0	14.0	12.5	20.9	0.8	1.25	30.5	33.6	48.0	31.8	41.3	M8	26.0	0.276
25S	CWC	1RA	M25	10.0	20.0	14.0	22.0	1.25	1.6	37.5	41.3	56.0	38.1	50.8	M8	26.0	0.436
25	CWC	1RA	M25	10.0	20.0	18.2	26.2	1.25	1.6	37.5	41.3	56.0	38.1	50.8	M8	26.0	0.435
32	CWC	1RA	M32	10.0	26.2	23.7	33.9	1.6	2.0	46.0	50.6	54.0	41.3	54.0	M8	26.0	0.506
40	CWC	1RA	M40	15.0	32.2	27.9	40.4	1.6	2.0	55.0	60.5	58.0	50.8	68.3	M10	26.0	0.802
50S	CWC	1RA	M50	15.0	38.2	35.2	46.7	2.0	2.5	60.0	66.0	61.0	57.2	74.6	M12	43.0	0.883
50	CWC	1RA	M50	15.0	44.1	40.4	53.0	2.0	2.5	70.1	77.1	60.0	60.3	79.4	M12	43.0	1.088
63S	CWC	1RA	M63	15.0	50.0	45.6	59.4	2.0	2.5	75.0	82.5	74.0	70.0	90.5	M12	43.0	1.636
63	CWC	1RA	M63	15.0	56.0	54.6	65.8	2.0	2.5	80.0	88.0	71.0	70.0	90.5	M12	43.0	1.597
75S	CWC	1RA	M75	15.0	62.0	59.0	72.0	2.0	2.5	90.0	99.0	86.0	76.2	98.5	M12	43.0	2.310
75	CWC	1RA	M75	15.0	68.0	66.7	78.4	2.5	3.0	100.0	110.0	82.0	82.6	108.0	M12	43.0	2.717
90	CWC	1RA	M90	24.0	79.0	76.2	90.3	3.15	4.0	114.3	125.7	95.0	95.3	107.1	M12	43.0	4.417
100	CWC	1RA	M100	24.0	90.0	86.1	101.4	3.15	4.0	123.0	135.3	95.0	101.6	139.7	M12	43.0	4.820
115	CWC	1RA	M115	24.0	98.0	101.5	110.2	3.15	4.0	133.4	146.7	107.5	112.0	138.5	M12	43.0	6.191
130	CWC	1RA	M130	24.0	115.0	110.2	123.2	3.15	4.0	152.4	167.6	110.0	112.0	138.5	M12	43.0	8.388

\* For material options add the following suffix to the ordering reference; Brass (no suffix required); Nickel Plated Brass '5'; 316 Grade Stainless Steel '4'; Copper Free Aluminium '1'  
For NPT options add the following digits to the material suffix; 1/2" = 31; 3/4" = 32; 1" = 33; 1 1/4" = 34; 1 1/2" = 35; 2" = 36; 2 1/2" = 37; 3" = 38; 3 1/2" = 39; 4" = 310 (Brass requires prefix '0')

Examples: 32CWC1RA534 = Nickel Plated Brass 1 1/4" NPT, 50SCWC1RA035 = Brass 1 1/2" NPT, 25CWC1RA432 = Stainless Steel 3/4" NPT, 20CWC1RA5 = Nickel Plated Brass M20

Dimensions are displayed in millimetres unless otherwise stated